

Technical Data Sheet

Revision #1 - 10/12/2011
Supersedes all previous versions

Single Component CARC

Chemical Agent Resistant Coating
For the MILSPRAY Touch-Up Spray

MIL-DTL-53039D Type-VIII
Aliphatic Polyurethane Coating Chemical
Agent Resistant
Polymeric Flattened
Single Component
Low VOC

FED-STD-595C #34201 WOODLAND DESERT SAGE

DIRECTIONS FOR USE

- *NOTICE*** Never use a paint shaker or mechanical agitation with this product. All agitation should be conducted manually.
- Mixing:**
1. Remove the two spray heads from the bottle packaging and set aside – do not remove outer packaging.
 2. Manually shake the unit vigorously in an up and down motion for 20-seconds.
 3. Swirl the unit vigorously in a circular motion for 10-seconds.
 4. Manually shake the unit vigorously in an up and down motion for 20-seconds.
 5. Swirl the unit vigorously in a circular motion for 10-seconds.

- Opening:**
1. Remove the outer cellophane wrapping.
 2. Remove the aluminum cap from the bottle and retain for disposal.
 3. Affix one of the accompanying spray head assemblies – retain the additional spray-head for later use.

- Usage:**
1. Adjust the trigger-lock to the “unlock” position (depressed inward).
 2. Prime the spray pump – spray the unit with several full pumps away from the surface to be coated (into an appropriate area, rag, or paper towel).
 3. Apply coating at an appropriate spray distance (not to exceed 5-Inches).
 4. After each application (12-square inches or smaller), or when paint can be seen collecting on the spray tip, wipe the tip clean with the enclosed gauze wipe or other absorbent cloth.
 5. Swirl the unit in a circular motion frequently between applications.
 6. After use, blot the tip with the enclosed gauze wipe or other absorbent cloth and replace the red tip cover.
 7. Pot life after initial spray is 4-hours. The material within the unit must be used or discarded within 4-hours after the initial spray.

Please see reverse for specific Application information:

- Application Conditions
- Cure/Dry Times
- Shelf Life
- Surface Preparation
- Storage
- Safety Information

PRODUCT INFORMATION

Color Spec.	FED-STD-595C #34201
Color Name:	Woodland Desert Sage
Gloss (Max):	1.0/3.5 @ 60°/ 85 °
Dry Film Thickness:	1.8 - 2.2mils
Viscosity:	25-40 KU
Weight per Gallon:	10.72 LBS/Gallon Max.
Volume Solids:	41.42 %
Weight Solids:	43.36 %
VOC:	1.0 LBS/Gallon Max.

DESCRIPTION

- MIL-DTL-53039D Type-IV packaged in a Type-VIII portable format.
- Single Component Chemical Agent Resistant Coating
- Military Approved and Batch Certified

INTENDED USE

With proper application, this coating enhances visual and infrared camouflage, provides resistance to chemical and biological agent contamination, and meets decontamination requirements as outlined in MIL-DTL-53039D.

GENERAL INFORMATION

NOTICE	This CARC coating is humidity and moisture reactive. *Do not open the container until ready to use.
Methods:	MILSPRAY Touch-Up Spray application.
Mix Ratio:	None. Specially formulated for direct application without needing to mix multiple components together.
Reduction:	None. Specially formulated for the MILSPRAY Touch-Up Spray™.
Special Reduction:	None.
Cleaner:	None.
Usage:	This product is manufactured, distributed, and intended for Military and Industrial use ONLY.

CSS-34201-1K

Single Component

CARC

Chemical Agent Resistant Coating
For the MILSPRAY Touch-Up Spray

MIL-DTL-53039D Type-VIII

Aliphatic Polyurethane Coating

Chemical Agent Resistant

Polymeric Flattened

Single Component

Low VOC

SURFACE PREPARATION

Mil-Specs:	Consult MIL-DTL-53072C for complete application guidance.
Surface:	All surfaces to be coated should be clean of all grease, dirt, oil, rust and contaminants.
Primer:	MIL-PRF-23377, MIL-DTL-53022, MIL-DTL-53030, or MIL-PRF-85582D
Masking:	Prior to application, properly protect and mask all adjacent surface areas that are NOT to be coated.

APPLICATION CONDITIONS

NOTICE	Air-dry time doubles for every 10° drop in temperature. Low humidity or high film thickness also increases cure time.
Temperature:	Recommended temperature range of 60°F - 90°F
Humidity:	Recommended relative humidity range of 10% - 80%

CURE TIMES

Pot Life:	4-6 hours after initial opening. *High temperature and high humidity levels will decrease the potlife.
Dry Time:	30-Min. (Dry to touch), 3-Hours (Dry Hard), 4-Hours (Dry-through) at 77°F and 50% Relative Humidity.
Recoat:	Minimum: Flash dry between coats. No maximum time for clean surfaces. Scuff sand and clean if needed.

STORAGE

NOTICE	Handle with care. This product must be stored in accordance with local, state, and national regulations.
Shelf Life:	This product must be used by the labeled expiration date to be in compliance with Military specifications.
Suggested:	Store at room temperature in dry and adequately ventilated area. Keep all containers tightly sealed.

SAFETY

P.P.E., Handling, Spills, and Disposal:	Proper Personal Protective Equipment (PPE) should be worn at all times when working with this coating. Consult the Material Safety Data Sheets (MSDS) for guidance.
--	---

CAUTION: The Surgeon General requires airline respirators to be used unless air sampling shows exposure to be below standards. Then, either chemical cartridge respirators or airline respirators are required. Avoid contact with skin and eyes. Use with adequate ventilation. For other safety recommendations, refer to the Material Safety Data Sheet (MSDS). Keep containers closed.


NOTE: THE INFORMATION PROVIDED WITHIN IS FOR REFERENCE ONLY. Each application is specific in nature and the consumer must be aware of environmental and application factors which may adversely affect the integrity of the coating. Please refer to MIL-DTL-53072C for more information.

DIRECTIONS FOR USE

DIAGRAM #1

Apply the coating using a steady motion in one direction

Single spray



NO Traversing

Single spray

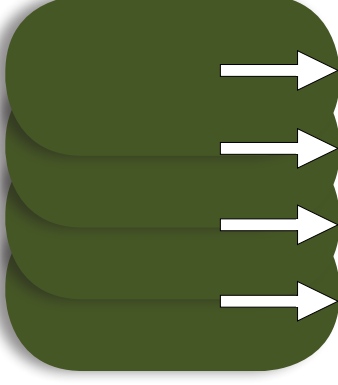


With downward
Traversing

DIAGRAM #2

Continue to apply the coating with several unidirectional sprays, traversing the panel uniformly, and overlapping each section by 50%.

MULTIPLE SPRAYS With 50% OVERLAP

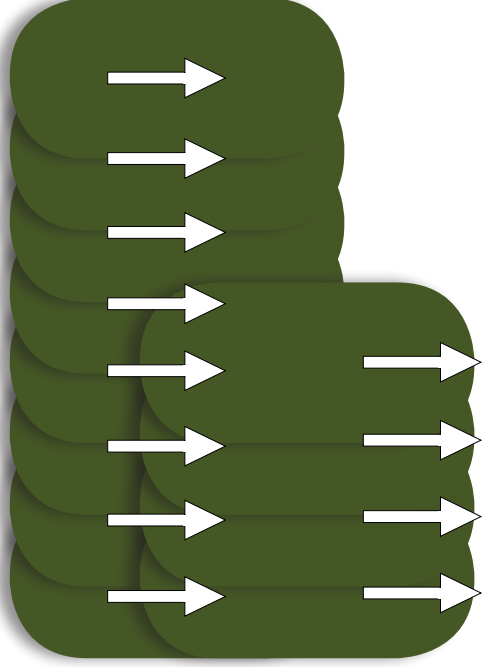


Slight overlapping of each row

DIAGRAM #3

Apply the coating in rows, overlapping each row slightly

MULTIPLE SPRAYS With 50% OVERLAP FOR LARGER REPAIR AREAS



Slight overlapping
of each row